

**CURTISS -
WRIGHT**



System Solutions

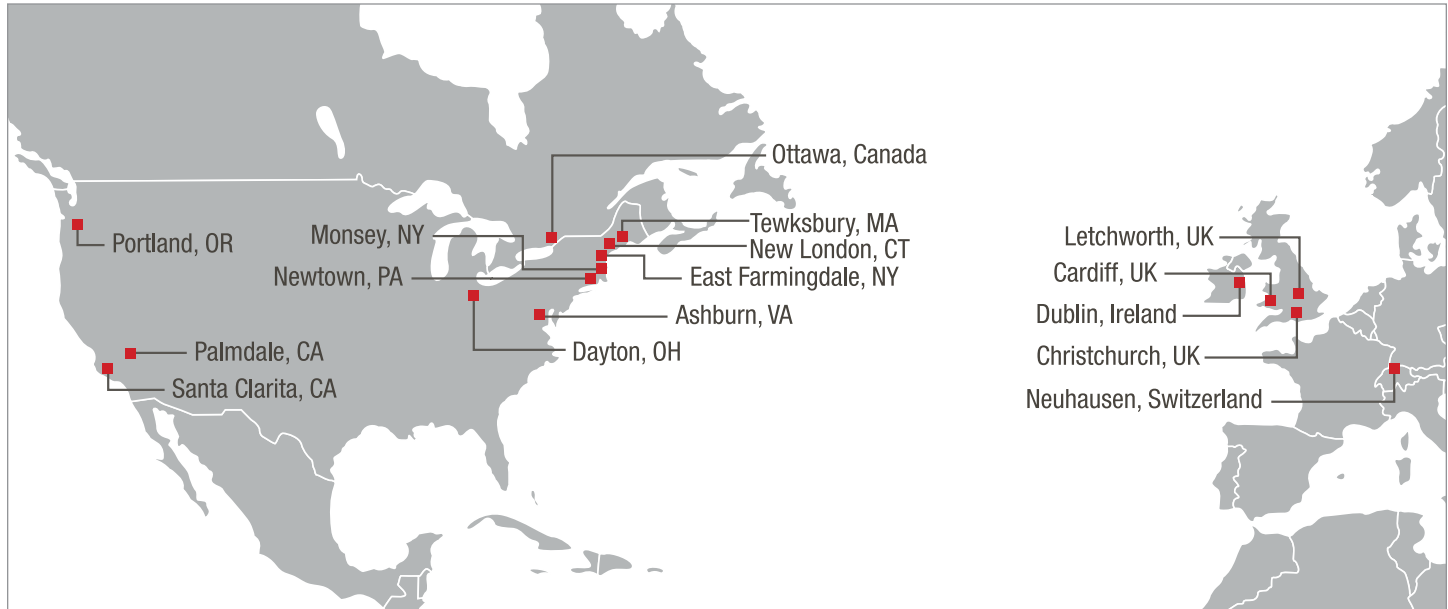
Products, Capabilities, Solutions

Index

Introduction	3
Data Storage and Recorders	6
Networking and Communications	11
Mission Computers	13
Video Management	20
901D Rugged Enclosures & Consoles	22
Capabilities	25
Program Specific Systems	26

Defense Solutions Global Footprint:

16 Facilities Worldwide



About Curtiss-Wright Defense Solutions

The Defense Solutions division, together with Curtiss-Wright's Power and Commercial/Industrial divisions, comprises an integrated and market-facing global diversified industrial company that combines a wide range of product lines, technologies, and expertise. We are proud to maintain and further our long and historic tradition of innovation that honors the legacy of the Company's founders, the Wright brothers and Glenn Curtiss. We continue to lead the way in developing and bringing to market new advanced solutions that address the rapidly evolving requirements of emerging naval, aerospace, and ground defense systems and applications.

Curtiss-Wright's modular open systems approach (MOSA) to building processing systems leverages the latest commercial off-the-shelf (COTS) technology, enabling our computing solutions to process data in real-time to support mission-critical functions. Curtiss-Wright's open architecture COTS-based rugged embedded computing solutions process data in real time to support mission-critical functions. We play a key industry role in the establishment of resources and services to ensure that our customers have access to the long lifecycle support required by aerospace and defense programs. We offer comprehensive approaches for mitigating obsolescence, blocking the use of counterfeit parts, and developing product roadmaps to ease the integration of future generations of technologies.

The Curtiss-Wright Advantage

Curtiss-Wright is a technological leader in providing COTS-based modular open system approaches to build our mission computing, signal processing, graphics, communication fabrics, system and sensing I/O, and enclosure products.

The “building block” approach to providing solutions gives our customers great benefits with respect to cost, lead time, and supportability. While providing these non-developmental items, the technology developed and the intellectual property also becomes a benefit for our customers in the ability to provide custom or point-design products when necessary.

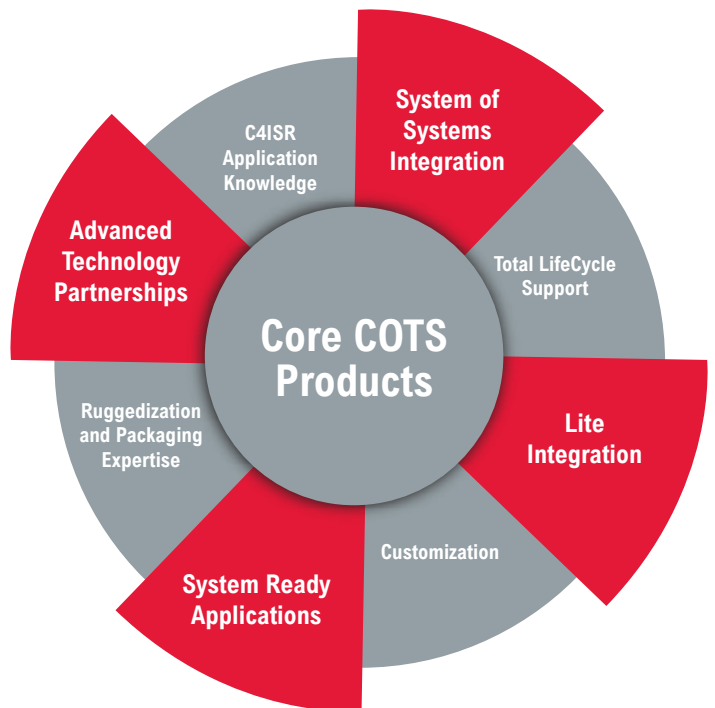
Curtiss-Wright has products on hundreds of programs and continues to provide support throughout their life cycle. This experience has taught us that long term support, obsolescence management, and security are key aspects of every program, and sometimes raises concerns of risk when applying COTS technology. To eliminate this concern, Curtiss-Wright provides product families for a volume production period of five to seven plus years. During this period, products undergo continuous improvement through software revisions, reliability enhancements and component upgrades. We realize our customers require knowledge, and often control, of these improvements. Application stability and predictability is essential for deployed mission-critical systems, which have an in-service life long past the volume production period. To meet these marketplace demands, Curtiss-Wright provides a suite of Total LifeCycle Management™ that safeguard your programs and mitigate the challenges associated with leveraging COTS technology for long-term mission-critical systems.

System of Systems

Curtiss-Wright delivers complete system of systems integration and support services that reduce interoperability risks, lowers program costs, and accelerates time to market. Each system of systems project is provided with a single Curtiss-Wright program manager and single technical point of contact.

Our single point of contact approach eliminates the supply chain overhead created by multiple purchase orders, separately negotiated terms and conditions, and different repair and warranty support sites. This frees up valuable resources to focus on your unique integrated solution.

Curtiss-Wright performs complete on-site field testing, integration support, and training for all systems to ensure the platform integration process goes smoothly. Our engineers address any on-site integration challenges, leveraging decades of experience developing rugged embedded components and systems for defense and aerospace customers worldwide. Full life-cycle and obsolescence ensures support is extended beyond integration.



40 years experience and
an installed base of over
10,000 units



ESCADU

Air Data Computers

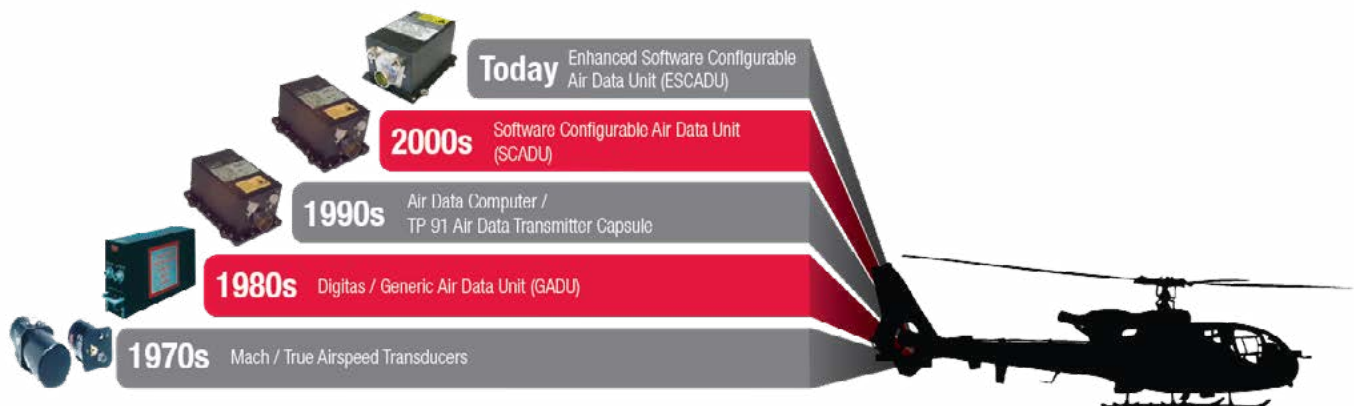
Aircraft rely heavily on air data computers (ADC) to provide airspeed and altitude parameters that are essential to safe and efficient operation. Rotorcraft experience some unique phenomena because of rotor downwash which can affect the accuracy of pressure measurements and fleets often consist of different aircraft that can create additional logistics overheads.

High accuracy, low drift sensors can be used to provide pilots and autopilots with the information they need to travel at high altitudes safer. The effects of rotor downwash can be alleviated with digital filtering that reduces the pneumatic noise in air pressure without adding weight like mechanical solutions. Multiple aircraft can be fitted with identical ADCs as long as each ADC is capable of holding multiple sets of configuration data to match the target platform.

Curtiss-Wright has developed technologies within its ADC product line to address these needs. High accuracy sensors and decades of experience provide stable data while digital filtering technology mitigate rotor downwash effects. Fully rugged design ensures reliable operation. The needs of diverse fleets are simplified with a single unit being usable on up to 15 different platforms through a simple pin-out selection. Curtiss-Wright has over 40 years' experience developing air data solutions and that knowledge helps us get you the best solution available on the market today.

Air Data History

Curtiss-Wright has been designing and manufacturing ADC products since 1976 and has an installed base of over ten thousand units. Today's highly configurable and reliable air data units are TSO-C106 and RTCA DO-178/254 DAL A certified on 30 aircraft platforms.



40 Year Air Data Pedigree



High Speed Recorder



3 Slot Data Transport System



1 Slot Data Transport System



Removable Memory Cartridge

Data Storage and Recorders

Program requirements are tough enough to meet initially, but when requirements are changed or new ones are introduced during the program, this introduces schedule, cost, and technical risk for engineers. What if you had a data recording and storage system that could adapt to new I/O, more storage, or increase encryption? Curtiss-Wright's COTS storage products offer a flexible I/O front-end, scalable storage, and a broad spectrum of encryption to help you meet those changing requirements.

Data storage solutions with rugged removable solid state and rotating media designed for use in harsh environments offer users flexibility and scalability. Supporting the reliable, secure storage of high density critical data for applications with Gigabyte and Terabyte requirements, we offer advanced encryption and sanitization capabilities. Whether your application requires direct attached storage (DAS), network attached storage (NAS) or storage area network (SAN) solutions, Curtiss-Wright delivers secure, scalable rugged solutions to meet your critical data storage requirements.

Direct Attached Storage

Curtiss-Wright DAS products enable solid state media to be incorporated in embedded computing VPX system solutions for a wide range of applications. Enabling our scalable data storage devices to attach directly to the host, some products feature encryption and sanitization capabilities allowing you to keep your information secure

Product	Form Factor	Function	Interface	Capacity	Encryption	Support	Temperature
FSM-2	3U VPX	Removable solid state SATA	4 x SATA on VPX (JBOD), 1 x SATA on VPX (RAID), 1 x RS-232 (control)	2 TB	AES-256 bit, FIPS 140-2 validated	No drivers required	-40 to +85°C Conduction cooled
FSM	3U VPX	Removable solid state SATA	4 x SATA on VPX (JBOD), 1 x RS-232 (control)	2 TB or 1 TB	AES-256 bit, FIPS 140-2	No drivers required	-40 to +85°C Conduction cooled
RMC	0.6 x 3.3 x 5.5" 1.5 x 8.4 x 14.0 cm	Removable solid state SATA	1 x SATA	Up to 4 TB	Optional SSDs can provide AES encryption	No drivers required	Conduction cooled
VPX6-SBM	6U VPX	NVMe removable storage	x16 PCIe	32 TB or 64 TB	--	No drivers required	-40 to +85°C Air cooled
XMC-554C	XMC	Removable solid state SATA	2 x mSATA	1 TB, 2 TB, 256 GB, 512 GB	--	No drivers required	Air and conduction cooled

Network Attached Storage

Curtiss-Wright encrypted NAS products are rugged storage subsystems utilizing solid state media for a wide range of defense and aerospace applications. Specifically designed to provide file services to clients on an Ethernet network, these systems offer users data encryption and sanitization options including AES-256 bit data encryption and an option for NSA Type 1, enabling storage of your critical data from multiple Gigabytes to Terabytes. The flexible I/O, scalable storage and advanced encryption options reduce program risk and saves money.

Product	Form Factor	Function	Interface	Capacity	Encryption	Support	Temperature
DTS1+	DZUS and L-bracket mount	Network file server, optional Ethernet packet capture recorder	2 x 1 GbE	256 GB to 8 TB x RMC storage slot	Up to two layers of encryption - hardware and software	iSCSI, NFS, CIFS, FTP, HTTP, PXE, DHCP, PCAP, MPEG2	-45 to 55°C (71°C for 120 minutes) convection cooled
DTS1X	DZUS and L-bracket mount	Network file server, optional Ethernet packet capture recorder	1 x 10 GbE, 1 x 1 GbE	256 GB to 8 TB XRM removable storage	Up to two layers of encryption - hardware and software	iSCSI, NFS, CIFS, FTP, HTTP, PXE, DHCP, SNMP, TFTP, PCAP, RTP, SSH, TELNET	-45 to +55°C (+71 for 120 min) convection cooled
DTS3	DZUS panel mount	Network file server, optional Ethernet packet capture recorder	4 x 1 GbE 1 x RS-232	3 (2 TB) x RMC storage slots, (3 TB total)	No encryption (bypass) or AES-256 bit encryption	NFS, CIFS, FTP, HTTP, and PXE, optional PCAP	-40°C to +55°C (+71 for 30 min) convection cooled
CNS4	1 ATR 10 x 7.6 x 12.5" 25.4 x 19.4 x 31.8 cm	Network file server with rugged removable storage	4 x 1 GbE 1 x RS-232 10 GbE option	Up to 8 TB 4 x FSM-C	AES-256 bit Type 1 option	NFS, CIFS, FTP, HTTP, and PXE	-40°C to +55°C (+71 for 30 min) convection cooled
HSR40	Multiple mounting options	Network file server or streaming recorder with rugged removable storage	2 x 40 GbE 1 x 1 GbE (Control)	Up to 64 TB 2 x RMB	Optional AES 256-bit and/or self-encrypting drives (SED)	NFS via TCP/IP Streaming via UDP/IP	TBD
HSR10	Multiple mounting options	Network file server or streaming recorder with removable storage	2 ports x 10 GbE (optical)	Up to 16 TB removable storage	Up to two layers of encryption – hardware and software	PCAP, NFS, CIFS, FTP, TFTP, HTTP, PXE, RTP	-40 to +55°C
UNS	Rack mount	Unattended network attached storage	4 x 10 GbE 8 x 1 GbE	32 TB or 64 TB	NSA Type 1	NFS, CIFS, FTP, iSCSI, PCAP, HTTP, PXE, DHCP	-40 to +55°C

Storage Area Network

Many Intelligence, Surveillance, and Reconnaissance (ISR) programs have been deployed for a number of years, if not decades. Some of these programs from the 1990’s and early 2000’s employed Fibre Channel (FC) technology to reliably transport sensor data over significant distances. With millions of dollars and lots of time invested in FC-based sensors on military platforms, how can a system architect upgrade a legacy platform with modern data storage and recording, but retain the FC sensors on-board? FC emulation in modern SAN products, such as those offered by Curtiss- Wright, allows the continued use of FC-based sensors, reducing program cost and risk.

Product	Form Factor	Function	Interface	Capacity	Encryption	Support	Temperature
CNS4-FC	One ATR	FC target drive and NAS	2 x 4 Gbps FC and 4 x GbE, 1 x RS-232	4 x FSM-C	256-bit AES, AES-256 bit Type 1 option	FC, NFS, CIFS, FTP, HTTP, and PXE	-40°C to +55°C (+71°C intermittent operation)
CNS2-FC	1/2 ATR short	FC target drive and NAS	2 x 4 Gbps FC and 2 x GbE, 1 x RS-232	2 x FSM-C	AES-256 bit, FIPS 140-2 validated	FC, NFS, CIFS, FTP, HTTP, and PXE	--40 to +71°C convection cooled

Video Recorders

Curtiss-Wright’s range of video recorders allows one or more video streams to be recorded for debrief, training or evidential purposes. A recorder may be connected to a video distribution unit to allow selection of a specific video stream to be captured, or routed to the output of a mission display to enable an accurate copy of the screen content to be seen by the operator and be recorded. Widely available flash storage technology is used for easy removal at the end of a mission for transfer onto a computer or permanent archive.

Curtiss-Wright video recorders offer the following features as standard:

- Fully rugged construction
- DZUS-mounting
- High capacity flash storage
- Audio recording
- Controllable from Curtiss-Wright displays
- NVG-compatible lighting

Part Number	Description	Interfaces	Channels
VRDV-7000	Dual HD recorder	CVBS, Y/C, VGA, HD-SDI	2

Flight Recorders







Aircraft OEMs and operators who want flight recorders need to meet certain regulations. These can change and it can be difficult to ensure your investment will be future proof. For older aircraft, high maintenance costs, lack of functionality or the push to upgrade systems and reduce weight can mean a new recorder is required.

Curtiss-Wright has been designing cockpit voice and flight data recorders for over 60 years. Our Fortress product line today meets all current and anticipated regulations (including ED-112A and 25 hour voice / datalink recording). They are designed to be compact and lightweight and have a modular interface design to allow rapid customization for particular aircraft needs. This modularization facilitates additional functionality which can help reduce LRU count by integrating functionality into the recorder to further lower weight and free up space and can add functionality such as image recording, encryption and additional data for programs such as usage monitoring.

Features

- Combined voice, data and datalink recording (image and data acquisition options available)
- ED-112A compliant, meets upcoming 25 hour CVR requirements
- Compact and lightweight
- Integrated web server for fast and free data download



	757	Off-the-shelf Replacement for Fast Deployment	Standard ED-112A flight recorder. Ideal for replacing ARINC 757 recorders, including MPFRs (form and fit compatible). It provides the longest record duration and highest quality audio of any recorder on the market.
	CVR-25	25-Hour Cockpit Voice Recorder	Fortress CVR-25 provides four channels of high-quality cockpit voice recording and one channel of CPDLC datalink recording, each for 25 hours.
	FDR-25	25-Hour Flight Data Recorder	ED-112A compliant FDR with leading data recording capacity (210+ hours @ 4,096 wps)
	DAFR	Broad Range of Interfaces for Data-Driven Applications	DAFR acquires more data than mandatory using sensor interfaces or off avionics busses such as ARINC 429, ARINC 664, or Ethernet. Can remove the need for a flight data acquisition unit.
	CPMM	Crash Protected Memory Module for Custom Developments	Ideal for those without in-house resources to develop flight recorders or protected storage solutions.
	LITE	Basic Functionality for Low-Cost Solutions	Ideal for those looking for an inexpensive, basic recorder. Standard ARINC form factor (1/2 ATR).
	OEM	Additional Computational and Data Functions for Custom Applications	Ideal for those looking for a custom recorder using some of their own electronics or another Curtiss-Wright module (such as HUMS, encryption, or GADSS solution).
	CSR	ARINC 404A Combined CVR/FDR with Removable Memory	Acquires more data than mandatory and has an additional integrated removable media for fast data access.



RIPS: Recorder Independent Power Supply	CCU: Cockpit Control Unit	PGS: Flight Data Replay Software
Supplies continuous power to the CVR for 10 minutes after power is lost.	Control unit for your flight recorder providing an interface for the crew.	



CAM: Cockpit Area Microphone	CAC: Cockpit Area Camera	CDRE: Crash Damaged Recovery Equipment
For recording ambient sounds in the cockpit. Interfaces directly with crash recorder.	Color H.264 HD camera with Ethernet interface. Can be mounted anywhere in the cockpit to capture instrument displays and switch settings.	Provides a means of recovering data in the event of damage to a recorder following an accident.

Highly Configurable EFDMU and FDAU

Imagine you could replace your obsolete flight data system with a low-development, low size, weight and power (SWaP), rugged system, and that it could acquire data from a myriad of modern (and not so modern) analog and digital interfaces. Avionics integrators with this ability, dramatically mitigate obsolescence and maintenance risks for their platforms. The resulting reduction of recurring and non-recurring costs help aircraft assets to remain economically viable into the future.

These capabilities and benefits are made possible with Curtiss-Wright's Enhanced Flight Data Management Unit (EFDMU) and Flight Data Acquisition Units (FDAU). Each LRU is built using a standard catalog of 100+ modular interfaces and pre-configured by our applications integration team. Input interface options include all major avionics bus families and all major analog sensor/transducer types.

Acquired data can be transmitted to ED-112A compliant FDRs, recorded to removable quick-access CompactFlash® memory cards or transmitted via network devices. End-users also have the option of hosting program specific applications within their systems, such as an Aircraft Conditioning Monitoring System (ACMS) or an iVHM (integrated Vehicle Health Management) system.



KAM-500
Data Acquisition



EFDMU Flexible ARINC-600 Data
Management Solutions Systems



PacStar 451 Small Server



PacStar Secure Mesh Command Post (SMCP)



Parvus DuraMAR 63-33 Rugged Ethernet Router and Switch

Networking & Communications

PacStar Communications Solutions

Combining modular networking equipment and our IQ-Core® Software for unified network communications management, our tactical communications solutions enable enhanced warfighter situational awareness. Curtiss-Wright's solutions for battlefield network management include small form factor communications systems and PacStar Commercial Solutions for Classified (CSfC) solutions.



Modular Devices

Tactical, rugged, low-SWaP networking and communications hardware, designed using a customer-centric approach.

- Snap-together design enables quick expansion with other PacStar 400-Series products and quick reconfiguration of modules and chassis
- Extensively tested to MIL-STD-810 by independent labs
- Integrated power supplies that run on tactical radio batteries, wide range DC input and worldwide AC input
- Continuous runtime with hot-swappable batteries
- Regulated 12 V DC output supports powering KG-250X/XS or other accessories
- Best-in-class SWaP, typical module weight 2.5 lbs.

Integrated Solutions

Tactical and expeditionary solutions based on PacStar 400-Series, ready to meet mission requirements.

- PacStar Integrated Solutions include a variety of Commercial Solutions for Classified (CSfC) systems
- Can be combined with IQ-Core Software and a vast array of partner technologies, as needed
- Commercial off-the-shelf (COTS)-based
- Modular, turnkey tactical, and expeditionary
- Best-in-class SWaP

IQ-Core Software

Intuitive communications management that eases system management complexity.

- Network communications management technology optimized for the unique challenges faced by tactical units
- Provides a unified “single pane of glass” view for network monitoring and diagnostics, providing operators with real-time situational awareness (SA)
- Tailorable to user level and includes role-based access control, a GUI, command line access, and advanced automation technology in a single solution, enabling users to complete tasks faster with fewer errors
- Reduces set-up time, allowing communications to adapt to rapidly-changing circumstances and improve mobility

PacStar and Parvus Rugged Switch/Router Systems

Rugged switches and routers enable mobile networks on-board vehicle and aircraft platforms to securely and affordably deploy digital network architectures for situational awareness and network centric operations. These rugged subsystems and card solutions give systems integrators capabilities for interconnecting cards, sensors, and processors through switched Ethernet links.

Optimized for the SWaP constraints of civil and military platforms, these robust IP networking solutions support advanced in-vehicle and airborne LAN switching/WAN routing requirements. New platforms and technology refresh efforts routinely leverage these solutions to facilitate the integration of C5ISR systems, eliminate communication stovepipes, and deliver new information sharing capabilities.

From simple, plug-and-play unmanaged Layer 2 switches to high-bandwidth managed Layer 3 Gigabit/10 Gigabit solutions and even ruggedized Cisco IOS technology-based options, Curtiss-Wright has a broad array of rugged COTS IP networking solutions to meet your application requirements.

- Broad array of affordable and secure rugged COTS IP networking solutions
- Capabilities for interconnecting cards, sensors and processors through switched Ethernet links
- SWaP-optimized mechanical designs MIL-STD/DO-160 pre-qualified for demanding vehicle and aircraft platforms

Product	Function	Switch Ports	Router Ports	Cisco IOS	Size & Weight
PacStar 444	Switch	10 Ethernet Ports Total		Yes	5.3" x 7.0" x 1.6" 2.5 lbs.
PacStar 446	GigE Switch	Up to 26 Ethernet Ports Total		Yes	5.3" x 7.0" x 3.4" 2.5 lbs.
PacStar 447	Router	4 Switch Ports	2 Router Ports	Yes	5.3" x 7.0" x 3.4" 2.5 lbs.
PacStar 448	10 GigE Switch	10 Ethernet Ports total		Yes	5.3" x 7.0" x 1.6" 2.5 lbs.
DuraMAR 63-33	Router and switch	2 x 10Gbe, 26 x 1 GbE	2 x GbE	Yes	6.75" x 6.25" x 5.78" 8 lbs.
DBH-670A	Switch and vetronics computer	16 x GbE	-	-	10.5" x 7.5" x 3.0" 7.5 lbs.
DuraNET 3300	Managed switch	2 x 10GbE, 24 x GbE	-	Yes	6.75" x 6.25" x 3.50" 6 lbs.
DurMAR 6300	Router	4 x GbE	2 x GbE	Yes	5.2" x 5.4" x 2.0" 2 lbs.
DuraNET 20-11	Managed switch with static routing	8 x GbE	8 x GbE (static routing)	-	10 in ³ , 0.5 lb 164 cm ³ , 0.2 kg
DuraNET 20-12	Managed switch with static routing	6 x 10/100	6 x 10/100 (static routing)	-	10 in ³ , 0.5 lb 164 cm ³ , 0.2 kg
DuraNET 20-10	Managed switch with static routing	20 x GbE	20 x GbE (static routing)	-	112 in ³ , 4.0 lb 1835 cm ³ , 1.8 kg
DuraNET 30-2020	Managed switch with static routing	17 x 10/100; 2 x GbE	17 x 10/100 + 2 x GbE (static routing)	Yes	126 in ³ , 4.4 lb 2065 cm ³ , 2.0 kg
Digital Beachhead DuraDBH-672	Managed switch with static routing, vehicle computer, A-PNT	16 x GbE	16 x GbE (static routing)	-	< 125 in ³ , < 4.0 lb < 2048 cm ³ , < 1.8 kg
Digital Beachhead DBH-670	Switch with static routing and vehicle computer, A-PNT	16 x GbE	16 x GbE (static routing)	-	236 in ³ , 6.5 lb 3867 cm ³ , 3.0 kg
SMS-652	Switch with static routing	16 x GbE	16 x GbE (static routing)	-	178 in ³ , 5 lb 2917 cm ³ , 2.2 kg



Small Form Factor
Mission Computer Server



Ultra Small Form Factor
Mission Computer



Multi-Platform
Modular Computer

Mission Computers

Curtiss-Wright embedded systems specialists can apply their decades of experience to address your system integration and program management requirements. This helps you maximize your COTS content or leverage an existing custom solution. You can build your own application using one of our many generic systems, or use our expertise to create specific system solutions, with tailored, optimized functionality for a specific platform or program.

Products include rugged COTS small form factor (SFF) and Ultra Small Form Factor (USFF) modular mission computer subsystems (Parvus DuraCOR) that feature expandable I/O card and data storage architectures with powerful graphics and data processing capabilities together with ultra-reliable mechanical robustness in a fanless IP67 design pre-qualified to MIL-STDs and DO-160 for extreme military and aerospace use. MPMC products are packaged COTS systems comprised of VPX or VMEbus backplanes housed in rugged chassis fully pre-configured with power supplies. MPMC systems offer the unprecedented processing power and standard interfaces required by modern mission computers.

Features

- Rugged COTS mission computer subsystems
- Environmentally-hardened subsystem tailored to specific needs
- Field-tested, MIL-STD qualified mission processors

Pre-integrated, pre-qualified subsystems tailored by the factory, results in customers dramatically reducing scheduling risk and program management overhead, while maximizing use of open architecture COTS technologies. Each unit features electrical/mechanical I/O expansion capabilities that enable rapid integration of payload-specific I/O interfaces for avionics, vetronics, situational awareness and other applications.



Ultra Small and Small Form Factor Mission Computers (Parvus DuraCOR)

Curtiss-Wright’s rugged, COTS, SFF, USFF, modular, mission computer subsystems in the Parvus DuraCOR product lines feature scalable I/O card and data storage architectures with powerful graphics and multi-core processing capabilities. Ultra-robust from the inside out they address SWaP-C optimization challenges and reduce lead time and program risk by leveraging an ecosystem of open architecture add-on I/O modules, and Curtiss-Wright’s responsive, cost-competitive application engineering services, to deliver Modified COTS (MCOTS) variants quickly and without a traditional NRE fee.

Product	Processor	Memory	Chassis	Qualification Certs	Expansion Bus	Expansion Slots	I/O	Power
DuraCOR 312	NVIDIA TX2i (Arm Cortex A-57)	4 GB	Ultra small form factor	MIL-STD-810G, 461F, 1275D, 704F, DO-160	Mini PCIe	3 Mini PCIe	GigE, USB, COM, video, audio, DIO	20W
DuraCOR 313	Intel Atom x6400E	16 GB	Ultra small form factor	MIL-STD-810G, 461F, 1275D, 704F, DO-160	Mini PCIe	3 Mini PCIe	GigE, USB, COM, video, audio, DIO	25W
DuraCOR 8044	Intel Xeon Gen 11	Up to 128 GB	Small form factor	MIL-STD-810G, 461G, 1275D, 704F, DO-160	PCIe/104, Mini PCIe	2 Mini PCIe, 5/2/0 PCIe/104	GigE, USB, COM, video, audio, GPIO	65-70W
DuraCOR AGXXavier	NVIDIA Jetson AGX Xavier	32 GB	Small form factor	MIL-STD-810G, 461F, 1275D, 704F, DO-160	PCIe/104, Mini PCIe	2 Mini PCIe, 1 PCIe/104	GigE, USB, COM, video, audio, GPIO, CAN	50W

Multi-Platform Mission Computers

Curtiss-Wright’s Multi-Platform Mission Computer (MPMC) product family consists of fully integrated computing subsystems ready for deployment. MPMC products are packaged COTS systems comprised of VPX or VMEbus backplanes housed, in rugged chassis, fully pre-configured with power supplies and high performance Curtiss-Wright computing boards, offering a wide range of I/O. Additionally, they offer the high processing power and standard interfaces required by modern mission computers.

MPMC systems deliver off-the-shelf system solutions to speed deployment of critical applications for constrained platforms such as combat vehicles, helicopters and UAVs. Packaged in rugged enclosures, MPMC systems are designed to meet the harsh environments of military and aerospace computing applications including temperature extremes, altitude, voltage spikes, shock, vibration, and more.

XMC/PMC-based Integrated Systems

Product	MPMC-9020
Slot Count	2 mezzanine slots
Standard	XMC or PMC
Volume/ Dimensions	150 in ³ , 2.6 x 10.5 x 5.5" 2458 cm ³ , 6.6 x 26.9 x 14.0 cm
Weight¹	3 lb (1.4 kg)
Max Power @ 55°C ²	55W NC
Processing	AMD Virtex FPGA
I/O	GbE, RS-232, RS-422, USB, ARINC 429, LVTTTL, MIL-STD-1553, NTSC Video, DVI, VGA, RS-170
Built-in Features	1 x Controller/bridge 2 x Personality modules for mezzanine I/O routing
Cooling	Natural convection
Qualification	MIL-STD-810, 461, 704

Features

- COTS or Modified COTS rugged conduction cooled systems
 - 1 to 7 slots
 - VPX or VME backplanes
 - MIL-C-38999 connectors and high density alternatives
- Power supply
 - 50W to 800W (800+ W power supplies available for larger systems)
- Processing
 - Power Architecture
 - Intel
 - Arm
- I/O
 - Graphics and video
 - CANbus
 - MIL-STD-1553
 - ARINC 429
- Removable storage option

Notes:

1. 2 x MiICAN-A with offload, 16 x ARINC-429 TX/RX selectable, dual MIL-STD-1553, Video Capture: DVI, PAL, NTSC, STANAG-3350, SDI, HD-SDI

2. CP = Cold Plate, NC = Natural Convection, Fan = Forced Convection, LC = Liquid Cooled.



6U-based Integrated Systems

Product	MPMC-961x	MPMC-962x	MPMC-965x	MPMC-9655	MPMC-967x
Slot Count	6U 1 slot	6U 2 slots	6U 5 slots	6U 5 slots	6U 7 slots
Standard	VME, VPX, OpenVPX	VME, VPX, OpenVPX	VME, VPX, OpenVPX	VME, VPX, Open VPX	VME, VPX, OpenVPX
Volume/ Dimensions	431 in ³ 7063 cm ³ 3.9 x 9.6 x 11.5" 9.9 x 24.4 x 29.2 cm	602 - 819 in ³ 9865 - 13,421 cm ³ NC:12.5 x 5.8 x 8.3" 31.8 x 14.7 x 21.1 cm FC:12.5 x 5.8 x 11.3" 31.8 x 14.7 x 28.7 cm	778 in ³ 12,749 cm ³ 12.5 x 7.5 x 8.3" 31.8 x 19.1 x 21.1 cm	680 in ³ 11,143 cm ³ 11.93 x 7.5 x 7.6" 30.3 x 19.1 x 19.3 cm	928 in ³ 15,207 cm ³ 12.5 x 9 x 8.25" 31.8 x 22.9 x 21.0 cm
Weight ¹	12 lb 5.4 kg	25-31 lb 11.3 - 14.1 kg	40 lb 18.1 kg	22 lb 10.0 kg	31 lb 14.1 kg
Max Power @ 55°C ²	70W NC	170W NC & FC	600W LC	180W	350W FC
Processing	Intel Xeon, NXP Power Architecture, AMD Virtex FPGA	Intel Xeon, NXP Power Architecture, AMD Virtex FPGA	Intel Xeon, NXP Power Architecture, AMD Virtex FPGA	Intel Xeon, NXP Power Architecture	Intel Xeon, NXP Power Architecture, AMD Virtex FPGA
I/O	GbE, SATA, RS-232, RS-422, USB, ARINC 429, LVTTTL, MIL- STD-1553, CANBus, NTSC Video, DVI, VGA, RS-170, A/D, Audio	GbE, SATA, RS-232, RS-422, USB, ARINC 429, LVTTTL, MIL- STD-1553, CANBus, NTSC Video, DVI, VGA, RS-170, A/D, Audio	GbE, SATA, RS-232, RS-422, USB, ARINC 429, LVTTTL, MIL- STD-1553, CANBus, NTSC Video, DVI, VGA, RS-170, A/D, Audio	Ethernet, RS-232, RS-422, RS-485, MILSTD- 1553, NTSC, VGA, (10) A/D, 48 80V DIO, Audio	GbE, SATA, RS-232, RS-422, USB, ARINC 429, LVTTTL, MIL- STD-1553, CANBus, NTSC Video, DVI, VGA, RS-170, A/D, Audio
Built-in Features	50 ms power hold up	2 x additional X/PMC sites, 32 GB flash, 50 ms power hold up, 8-port GbE switch	Fiber switch	Video Crossbar switch Voice/Tone Generator 28VDC 50 ms power hold	2 x additional X/PMC sites, 32 GB flash, 50 ms power hold up, 8-port GbE switch
Cooling	Natural convection	Natural Convection	-	Forced Air from vehicle	Forced Air
Qualification	MIL-STD-810, 461, 1275, 704, DO-160	MIL-STD-810, 461, 1275, 704, DO-160	-	-	-

Notes:

1. Fully populated system weight

2. CP = Cold Plate, NC = Natural Convection, Fan = Forced Convection, LC = Liquid Cooled.

3U-based Integrated Systems

Product	MPMC-931x	MPMC-932x	MPMC-9335	MPMC-934x	MPMC-935x
Slot Count	3U 1 slot	3U 2 slots	3U 3 slots	3U 4 slots	3U 5 slots
Standard	VPX, OpenVPX	VPX, OpenVPX	VPX, OpenVPX	VPX, OpenVPX	VPX, OpenVPX
Volume/ Dimensions	141 in ³ (2311 cm ³) 3.7 x 4.9 x 7.8" (9.4 x 12.4 x 20.0 cm)	232 in ³ (3802 cm ³) 9.1 x 5.0 x 5.1" (23.1 x 12.7 x 13.0 cm)	250 in ³ (4097 cm ³) 9.3 x 5.5 x 4.9" (23.6 x 14.0 x 12.4 cm)	602 - 819 in ³ (9865 - 13421 cm ³) NC: 12.5 x 5.8 x 8.3" (31.8 x 14.7 x 21.0 cm) FC: 12.5 x 5.8 x 11.3" (31.8 x 14.7 x 28.7 cm)	415 in ³ (6801 cm ³) 10.7 x 5.1 x 7.6" (27.0 x 13.0 x 19.3 cm)
Weight ¹	5 lb (2.3 kg)	13 lb (5.9 kg)	14.5 lb (6.6 kg)	25 - 31 lb (11.3 - 14.1 kg)	16 lb (7.3 kg)
Max Power @ 55°C ²	80W CP	105W NC	225W CP	170W NC & FC	366W FC
Processing	Intel Xeon, NXP Power Architecture, AMD Virtex FPGA	Intel Xeon, NXP Power Architecture, AMD Virtex FPGA	Intel Xeon, NVIDIA GPU	Intel Xeon, NXP Power Architecture, AMD Virtex FPGA	Intel Xeon, NXP Power Architecture, AMD Virtex FPGA
I/O	GbE, SATA, RS-232, RS-422, USB, ARINC 429, LVTTTL, MIL- STD-1553, CANBus, NTSC Video, DVI, VGA, RS-170, A/D	GbE, SATA, RS-232, RS-422, USB, ARINC 429, LVTTTL, MILSTD-1553, CANBus, NTSC Video, DVI, VGA, RS-170, A/D	Standard fit: 4 x GbE, 2 x MilCAN, other I/O through customization	GbE, SATA, RS-232, RS-422, USB, ARINC 429, LVTTTL, MILSTD- 1553, CANBus, NTSC Video, DVI, VGA, RS-170, A/D, Audio	GbE, SATA, RS-232, RS-422, USB, ARINC 429, LVTTTL, MIL- STD-1553, CANBus, NTSC Video, DVI, VGA, RS-170, A/D, Audio
Built-in Features	2 x additional X/PMC sites, 32 GB flash, 50 ms power hold up	2 x additional X/PMC sites, 32 GB flash, 50 ms power hold up	Heater to support cold starts <40°C	2 x additional X/PMC sites, 32 GB flash, 50 ms power hold up	50 ms power hold up
Cooling	Baseplate	Natural Convection	Baseplate	Natural Convection	Forced Air
Qualification	MIL-STD-810, 461, 1275, 704, DO-160	MIL-STD-810, 461, 1275, 704, DO-160	DEF-STAN 00-35 DEFSTAN 61-5 DEF- STAN 59-411	-MIL-STD-810, 461, 1275, 704, DO-160	-MIL-STD-810, 461, 1275, 704, DO-160

Notes:

1. Fully populated system weight

2. CC - Conduction Cooled, CP = Cold Plate, NC = Natural Convection, Fan = Forced Convection, LC = Liquid Cooled.

3U-based Integrated Systems

Product	MPMC-9355	MPMC-9366	MPMC-9366-0002	MPMC-9336	MPMC-9365
Slot Count	3U 5 slot	3U 6 slots	3U 6 slots	3U 3 slots	3U 6 slots
Standard	VPX, OpenVPX	OpenVPX,, VPX	OpenVPX,, VPX	OpenVPX,, VPX	VPX
Volume/ Dimensions	633 in ³ (10,373 cm ³) 12.7 x 5.7 x 8.8" (32.3 x 14.5 x 22.3 cm)	974 in ³ (2473 cm ³) 9.2 x 16.3 x 6.5" (234 x 413 x 164 mm)	879 in ³ (2233 cm ³) 8.3 x 16.3 x 6.5" (212 x 413 x 164 mm)	288.12 in ³ (731.82 cm ³) 4.9" x 9.8" x 6.0" (124 x 248 x 152 mm)	606 in ³ (1539 cm ³) 5.7 x 12.5 x 8.5 (144 x 316 x 216 mm)
Weight ¹	20.5 lb (9.3 kg)	28.7 lbs (13 kg)	28.7 lbs (13 kg)	14.3 lbs (6.5 kg)	22.5 lbs (10.2 kg)
Max Power @ 55°C ²	250W FC	400W CC	400W CC	150W CP	150W CC
Processing	Intel Xeon, NXP Power Architecture, AMD Virtex-5 and Virtex-7	NXP Power Architecture, AMD Virtex-7	Intel Xeon, NXP Power Architecture	Intel Xeon, AMD Virtex-7 FPGA	Intel Xeon, AMD Virtex-7
I/O	GbE, SATA, RS-232, RS-422, USB, ARINC 429, LVTTTL, MI STD- 1553, NTSC, DVI, VGA, RS-170, A/D, Audio	ADC, RS-232, RS-422, M-LVDS, DAC, GbE, Serial FPDP	RS-422, DVI Video Mirror, Discrete, RS-232, GbE, USB, DVI, ARINC 429, MIL- STD-1553	GbE, SATA, RS-422, USB, M-LVDS, DVI, ADC, DAC, Clock	GbE, USB, Custom, LVTTTL, GPIO
Built-in Features	28VDC 115VAC 400HZ single phase 115VAC 400HZ three phase 50 ms power hold up SSD option	6 g, 11 ms shock capability, Elapsed Time Indicator, removable memory (SSD) support, heater supports cold starts <-51°C, 50 ms power holdup, UK export controlled	Removable memory (SSD) support, heater supports cold starts <-51°C, 50 ms power holdup, UK export controlled	200 g 3 ms shock capability, low-phase noise clock generator support, removable memory (SSD) support, heater supports cold starts <-51°C, 50 ms power holdup, UK export controlled	50 ms power holdup, UK export controlled
Cooling	Forced Air	Conduction + Fan	Conduction + Fan	Coldplate	Conduction + Fan
Qualification	MIL-STD-810, 461, 704, DO-160	MIL-STD-810G	MIL-STD-810G	MIL-STD-810G	MIL-STD-704F

Notes:

1. Fully populated system weight

2. CC - Conduction Cooled, CP = Cold Plate, NC = Natural Convection, Fan = Forced Convection, LC = Liquid Cooled.

8-Slot CMOSS/SOSA Enclosure

8-Slot CMOSS/SOSA enclosure, user integration-ready powered enclosure provides the highest functional density available using natural convection cooling and is aligned to U.S.Army CCDC C5ISR Center's C5ISR/ EW Modular Open Suite of Standards (CMOSS) and The Open Group Sensor Open Systems Architecture™ (SOSA) Technical standard.

The enclosure is designed to meet the U.S. Army PEO Ground Combat Systems (GCS) Standardized A-Kit / Vehicle Envelope (SAVE), a new standard that defines internal mounting and physical interfaces for connecting CMOSS systems and radios to platforms. These fan-free chassis are ideal for use in Ground Combat Vehicle, and Tactical Wheeled Vehicle Platforms, as well as high-performance ground or rotary-wing processing applications.



8-Slot CMOSS/SOSA Enclosure

CMOSS/SOSA Starter Kit

CMOSS/SOSA starter kit is a SWaP-optimized CMOSS/SOSA development system with:

- Powerful Intel single board computer (SBC) that provides general-purpose processing for hosting battle management software (JBC-P/MMC) and other applications in a virtual environment
- Integrated Ethernet switch that provides 1GbE VICTORY network capabilities to the platform
- Standards-Based Assured-Positioning, Navigation, and Timing (A-PNT) module
- All modules are aligned to CMOSS and the SOSA Technical Standards, and packaged in a compact enclosure in alignment with CMOSS/SOSA standards



CMOSS/SOSA Starter Kit



Digital Video Switch



Rugged Mission Display

Video Management

Curtiss-Wright has a long history of designing bespoke video management systems for aircraft, ground vehicles, and boats for both the commercial and military sectors. We supply video switching, conversion, scaling, compression, distribution, storage, and playback products and can help you design your ideal video management system from conception to installation

Video Distribution

Products	Function
RVG-FC1	Video Format Converter
RVG-SA1	Analog Video Switch
RVG-SD1	Digital Video Switch
RVG-MS1 3G-SDI	Switch / Quads
RVG-VM1	Quad output format converter
VRDV7000	Dual channel FHD recorder

Mission Displays

Our mission display product family includes a wide range of multi-function rugged LCD displays for use with the industry's most popular sensors, including FLIR and long-range daylight video cameras. Our current display product range offers a variety of screen sizes, from 10.4" to 21.5".

All our displays feature very high brightness and high contrast for sunlight readability and are ideal for use with our fully integrated video management solutions. Various models have options that include multiple video inputs, picture-in-picture facility, video freeze, and dual-LED backlights with daylight/NVG mode. Our smart displays run a Linux operating system for which we create software capable of controlling any of our video hardware in the way our customers need.

Features

- Compatible with all major camera turrets
- Compatible with major map computers
- High brightness display for sunlight readability
- Touchscreen for map/computer control and soft buttons for VMS control including switching and recording
- Input options include four composite/S-video, two RGBHV/VGA, two HD-SDI video inputs with loop through on selected inputs
- Optically bonded glass
- High brightness display for sunlight readability
- Touchscreen as standard



Products	Size	Resolution	Input	NVIS	Smart	IP rating
SVDU1800-M-000	7"	1920 x 1080	DVI	N	N	IP65
GVDU2600-000	10.4"	1024 x 768	DVI	N	N	IP67
GVDU3000-000	12"	1024 x 768	DVI	N	N	IP67
GVDU3000-902	12"	1024 x 768	DVI	N	N	IP68
GVDU4000-000	15.6"	1920 x 1080	DVI	N	N	IP67
GVDU2610	10.4"	1024 x 768	2 x SDI	N	Y	IP67
GVDU3010	12"	1024 x 768	3 x SDI	N	Y	IP67
GVDU4010	15.6"	1920 x 1080	4 x SDI	N	Y	IP67
GVDU4310	17.3"	1920 x 1080	5 x SDI	N	Y	IP67
AVDU4315	17.3"	1920 x 1080	2 x DVI, HD-SDI, RGBHV/RGsB. 4 x Composite/S-Video.	Y	Y	IP67
AVDU5515	21.5"	1920 x 1080	2 x DVI, HD-SDI, RGBHV/RGsB. 4 x Composite/S-Video.	Y	Y	IP65

901D Rugged Enclosures & Consoles

We provide a “one-stop-shop” for complete integrated enclosure solutions, from specification to the delivery of fully qualified equipment. Our business approach leverages the advantages of the best commercial technology and practices and tailors them to the needs of the defense industry. By leveraging commercial-off-the-shelf technology and a modular approach to equipment enclosure construction and payload integration, we offer more vertical integration capability, design maneuverability, better affordability and lower technology and schedule risk.

These shipboard equipment enclosures protect mission systems from salt water and other ingressions, shock, vibration, and electromagnet interference (EMI) while providing security and efficient cooling for long-term reliability. They are built for specific applications requiring in-house system architects to routinely engage with in-house packaging design teams to ensure compatibility and functionality.

To maximize your program value, we have developed technologies, capabilities, and business solutions aligned with your needs. Our capabilities offer a versatile, easy-to-manage extension to your design, manufacturing, qualification, and integration capabilities creating an efficient, low-risk environment for you to focus on your primary sources of value creation.

Our portfolio of capabilities, services, and products leverages the latest commercial technology and practices and aligns them with your program requirements. Using COTS technology and a modular approach to equipment enclosure construction and payload integration, we offer scalable integration capability, greater design flexibility, and affordability with reduced technology and schedule risk.



Custom, Rugged Enclosures



Semi-Custom, Rugged Enclosures



Heavy and Medium Duty Enclosures

Capabilities

Curtiss-Wright Defense Solutions demonstrates its unmatched expertise and leadership in our technology and industry specialists, our state-of-the-art manufacturing processes and facilities, and most importantly, in the products and services we deliver to our customers. Serving as a technology and integration partner to its customers, Curtiss-Wright provides a full range of advanced, highly engineered solutions from modular open systems approach to fully custom optimized solutions. Our capabilities ensure the success of a program’s system development and integration while helping to maintain a competitive advantage.

Curtiss-Wright is a leader in Modular Open Standard Approaches. We actively contribute to the definition and advancement of the open standards included in CMOSS and those defined in The SOSA Technical Standard.

Since the inception of both initiatives, we have been a leading contributor and chaired technical working groups that shaped the respective standards. In addition, we are an essential participant in the VITA Standards Organization (VSO) that oversees OpenVPX, PMC, XMC, and FMC standards that are the foundation of both CMOSS and SOSA Technical Standards. This qualification helps our customers develop their CMOSS- and SOSA-aligned applications confidently as they leverage the functionality, interoperability, scalability, affordability, and sustainability a MOSA offers.

Program Specific Systems

Multi-Platform Mission Management System

Curtiss-Wright Defense Solutions' Multi-Platform Mission Management (MPMM) system was designed from the beginning with high performance computing, ruggedization and flexibility in mind. The MPMM provides the raw horsepower needed for airborne mission management applications.

At the heart of the MPMM System is the Intel Xeon D-1587 System on Chip (SoC) with 128GB of DDR4 SDRAM. The help with the processing, the MPMM can be outfitted with either another Xeon D-1587 or dual NVIDIA Pascal™ P5000 GPUs. Two NVIDIA Pascal GP107s are also included for additional GPU resources. All combined, the MPMM provides over 300 TFLOPS of performance in under thirty pounds!



Software Defined Radio and Electronic Warfare System

Using a COTS-based mission management system as a hardware starting point, a jump-start system significantly speeds and eases the development of a high performance mission processing through pre-qualification, pre-integration and pre-validation of the rugged system. The system integrator customizes the system by adding the application-specific software and/or expanding the base system with additional components required for their sensors and program needs.

Many new Software Defined Radio (SDR) and Electronic Warfare (EW) systems are being deployed on small platforms requiring sophisticated capabilities, such as GigaHertz (GHz) sampling rates and FPGA-based processing to handle the data rates. The Curtiss-Wright VPX3-530 ADC/DAC meets these requirements within a compact 3U OpenVPX form factor, enabling highly effective SDR and EW implementations.

Curtiss-Wright's mid-size SDR and EW System enables customers to select their preferred RF tuner and software applications (i.e. GNU Radio, Red Hawk or SCA). By providing up to sixteen analog inputs (12-bit up to 2 Gbps) and eight (14-bit < 2.8 Gbps output channels), the SDR and EW system is easily able to interface L-band or S-band RF frequencies. The SDR is built from COTS products. The system consists of five 3U VPX modules, one XMC module, a power supply, backplane and front panel assemblies housed in a MPMC-9354 chassis designed to operate in rugged environments.

3U VPX Ground Control System

The Curtiss-Wright Defense Solutions 3U VPX Ground Control System (GCS) provides a flexible and rugged processing system suitable for ground applications such as fire control, turret control, weapons control, and vehicle control. The 3U VPX GCS processing and networking rugged system, provides an affordable hardware and software solution, ideal for space-constrained applications. The 3U VPX Ground Control System includes:

- Control Processor
- VICTORY compliant Gigabit Ethernet Switch
- Power supply
- Dedicated XMC site for hosting VICTORY services

This rugged system is designed for inclusion of future upgrade capabilities, such as support for local/network attached data storage and PMC sites for new I/O solutions.

Sensor Management Computer (SMC)

Curtiss-Wright ground station electronics inherits legacy from our sensor management products. Both ground station electronics and our sensor management family share the same technology building blocks and operate together to provide communication between unmanned aerial vehicles and ground stations. The SMC is part of a network-centric product family and provides the data interface between the ground satellite and Mission Control Element (MCE) computer infrastructure. The SMC's modular design consists of a single/dual VPX based Power Architecture processor, high speed interface suite (Fibre Channel, Gigabit Ethernet, Fast Ethernet, SATA, Serial RapidIO) and support for legacy interfaces such as parallel ECL interface, RS-422, and RS-232. The rugged SMC system is designed to support internal SATA storage media in a 6U VPX form factor for future applications.



Advanced Mission Management Systems (AMMS)

The depth of Curtiss-Wright avionics experience can be exemplified in the Advanced Mission Management System (AMMS). The AMMS unit provides network-centric mission management, data collection, and data correlation while incorporating support for red/black separation capability. It is also a total sensor management solution for the end user. The AMMS system is one of the latest network-centric systems responsible for mission management.

AMMS is a VPX-based system that will implement internal volatile storage, new DIO sub-system and Discipline Rubidium Oscillator module, along with latest VPX-based PPC modules and Gigabit Ethernet switches.

High-Density Radar Signal Processing System

Our advanced high performance VPX compute modules and optimized software tools are ideal, cost effective building blocks for multi-mission radar systems. Curtiss-Wright's solution uses standards-based, open architecture VPX modules and software to provide a high-performance, modular, and scalable high-performance embedded computing (HPEC) solution. Additionally, they provide advanced rugged packaging with the additional cost and design advantages of an open architecture.

Video and Image Processing System

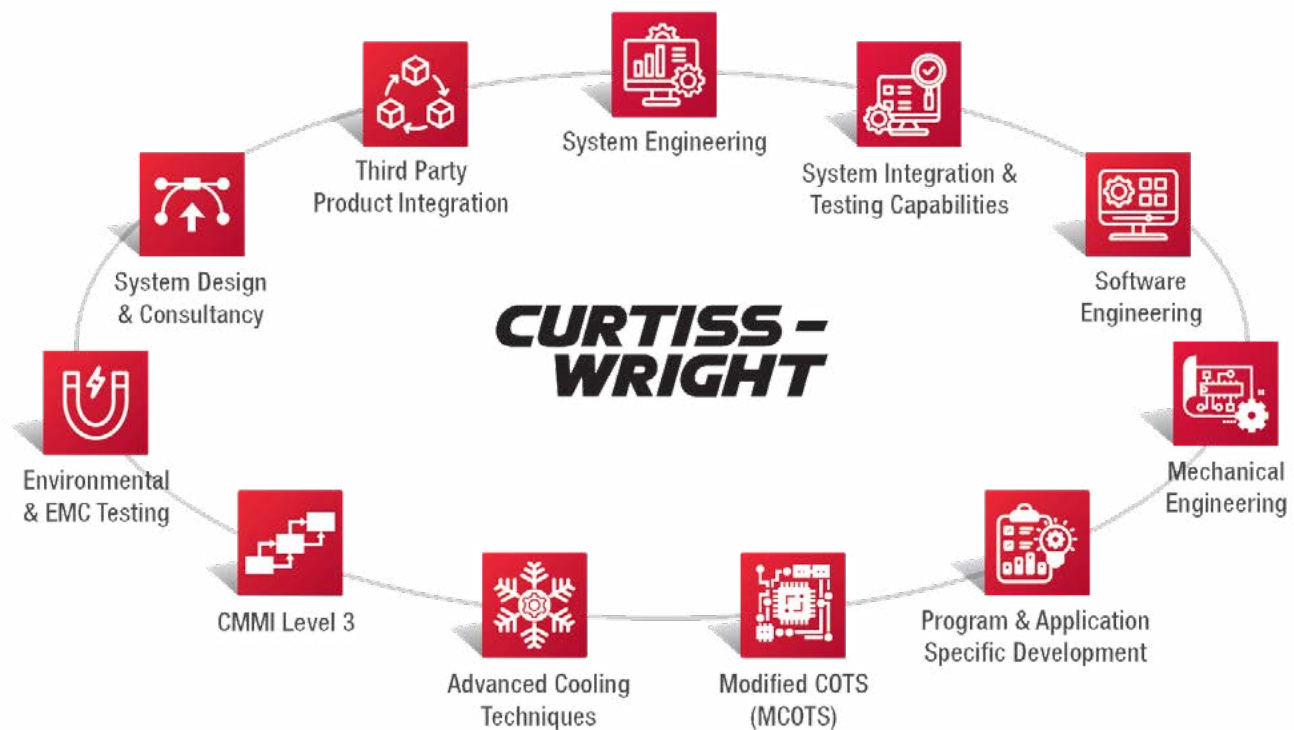
Curtiss-Wright has a solid history of providing leading technology for all stages of high performance video and image processing, satisfying the complex processing, data movement and environmental constraints for a wide variety of applications. Video and imaging sensor technology is used in a wide variety of applications ranging from aircraft to shipboard to ground based. What is consistent in all cases is that the processor for these applications must be capable of high performance. Multi-stage solutions often push the envelope on processing, data bandwidth and thermal density.

Capabilities

Engineering and Manufacturing

Curtiss-Wright's engineering and manufacturing capabilities support the entire life cycle of a product and program. Our engineers are experts in display processing, mission computing, sensor processing, network-centric systems, platform level system integration, and embedded hardware optimization. Our design and manufacturing capabilities adhere to the highest industry standards, making our products extremely reliable in the field.

Our engineering and manufacturing capabilities include:



Program Services

Curtiss-Wright is a program-centric organization. Each program is assigned a dedicated Program Manager who is responsible for the program performance. Our responsive organizational structure provides close management of all project activities and agile decision making.

In addition, we employ a complete set of management tools required to make our customer's program a success. Program services and capabilities include:

- Program Management: Our team has the technical and management resources required to design, build, test, deliver, and support integration and testing of program requirements.
- Contract Mandated Reporting: Curtiss-Wright provides programmatic and technical reporting based on the program requirements, ranging from government and military customers to commercial users and other agencies that may require customized reporting processes.
- Earned Value Management Systems (EVMS): The Curtiss-Wright team has an EVMS which meets the intent of the Industry Guidelines for Earned Value Management Systems ANSI/EIA-748-98.



Support Services

Curtiss-Wright ensures that our customers have the support required during and after their system's development. Support services offered include:

- Commercial to fully-qualified system support
- Product training and field support
- Product life cycle management and configuration management
- Embedded partners
- Whether it is product documentation, customer training, obsolescence management or technology access, we have every aspect of your system covered.

Embedded Security

Curtiss-Wright builds trusted computing technologies and techniques into every aspect of our security solution development, from design and testing to supply chain and manufacturing. This comprehensive, end-to-end approach creates an effective mesh of protection layers that integrate to ensure the reliability of Curtiss-Wright products in the face of attempted compromise.

Our trusted commercial-off-the-shelf (TrustedCOTS) and enhanced TrustedCOTS portfolio of embedded security products and capabilities are aligned to give you the flexibility, control, and options you need to build in the right level of assurance into your program. TrustedCOTS leverages the commercial domain's extensive secure state-of-the-art (S-SOTA) R&D investments which we integrate into rugged, reliable, and reusable technology blocks. Our modular open system approach to security uses no custom hardware, facilitating rapid and easy integration into host systems. This approach is so adaptable that it can be retrofitted to existing systems.

Safety Certifiable

Certifying avionics subsystems to DO-254/DO-178 standards can be a costly and time consuming process. This is especially true for developments where a customized product is required. Curtiss-Wright has decades of experience developing safety certified and low risk certifiable products from DO-254/DO-178B Design Assurance Levels (DAL) A to E. Through this experience, we have accumulated mature processes, hardware design and software development techniques that allow us to reduce your certification risk, project costs and accelerate your time to market.

In addition to certified avionics subsystems, such as air data computers, Curtiss-Wright has developed safety certifiable COTS hardware circuit card assemblies where AC/AMC 20-152A is the means of compliance (RTCA DO-254/EUROCAE ED-80 DAL A) with available artifacts. Thus systems, such as mission computers and multi-function controllers, can be delivered to meet your unique requirements using proven hardware elements. This helps you get your critical aviation systems fielded sooner.





 defense-solutions.curtisswright.com/contact

 ds@curtisswright.com

 defense-solutions.curtisswright.com